



Grade: 1 FID Day 5

Please refer to the directions below. If you find your child is exceeding the 'Estimated Duration' noted in the far right column, please bring closure to the activity. Students will have three school days to turn in all completed work.

Flexible Instructional Day



Carlisle Area School District

Put a check next to the activities your child completed. Provide an adult signature once requirements have been met for all subjects.

Adult Signature: _____ Date: _____


Subject	Directions and Activities	Estimated Duration
<p>Links needed</p>	<p>Mrs. Olszewski's Links Kids A-Z - https://www.kidsa-z.com EPIC - https://www.getepic.com/students Spelling City - https://www.spellingcity.com/users/olszewskitehill.com/connected/pictorialLoginSchool.do?code=g3k7 Every Day Math Connected - https://connected.mcgraw-hill.com/connected/pictorialLoginSchool.do?code=g3k7 Prodigy - https://play.prodigygame.com/ National Geographic Kids - https://kids.nationalgeographic.com/ PBS Kids - https://pbskids.org/ Kid Zone - https://www.kidzone.ws/habitats/arctic-tundra.htm</p> <p>Ms. Shrawder's Links Kids A-Z - https://www.kidsa-z.com EPIC - https://www.getepic.com/students Spelling City - https://www.spellingcity.com/users/shrawdehill.com/connected/pictorialLoginSchool.do?code=g3k7 Every Day Math Connected - https://connected.mcgraw-hill.com/connected/pictorialLoginSchool.do?code=g3k7 Prodigy - https://play.prodigygame.com/ National Geographic Kids - https://kids.nationalgeographic.com/ PBS Kids - https://pbskids.org/ Kid Zone - https://www.kidzone.ws/habitats/arctic-tundra.htm</p>	
<p>English Language Arts</p>	<p>Reading Comprehension: Choose 1 fiction and 1 nonfiction option (35 minutes) Read 1 nonfiction book of your choice from Kidz A-Z and take the comprehension quiz. Read 1 nonfiction passage from the FID Day 5 sleeve and answer the questions. Read 1 fiction book of your choice from Kidz A-Z and take the comprehension quiz. Read 1 fiction passage from the FID Day 5 sleeve and answer the questions.</p> <p>Spelling: Choose 1 activity (15 minutes). Go to Vocabulary/Spelling City, find your spelling list (spelling list is on the cover of the spelling packet in your child's homework folder in their binder) and play 1 game. Do 1 activity from your spelling packet.</p>	<p>90 minutes</p>

	<p>Sight Word Practice: Practice your sight word ring (from your zipper pouch) 2 times (15 minutes)</p> <p>Listen to Reading: Choose 1 activity (10 minutes) Listen to a book on EPIC. Listen to a story someone at home reads to you.</p> <p>Writing: Choose 1 option (15 minutes) FID Sleeve Day 5 – Your illustration of the Leprechaun trap. Listen to a nonfiction story on EPIC and write the main idea and 2 details. Listen to a fiction story on epic and write the characters, setting, problem, and solution. Have someone read a nonfiction story and write the main idea and 2 details. Have someone read a fiction story and write the characters, setting, problem and solution.</p>	
Math	<p>Math: Pick 3 activities to equal 90 minutes Go to ConnectED and play 2 math games (30 minutes) Go to Prodigy and play (15 minutes). Practice your math fact ring 2 times (15 minutes). Complete the math fact practice page from the FID sleeve (30 minutes).</p>	90 minutes
Science/ Social Studies	<p>Pick 1 activity Scholastic News Go to National Geographic Kids, pick 1 animal, write 3 facts. Go to Journey of Amazonia and write 3 facts about the Amazon Go to PBS Kids, click "All Shows", find Sid the Science Kid and write 2 things Sid talked about. Kid Zone – Polar Region-write 3 facts about the polar region</p>	30 minutes
Special	<p>Your student should complete the assignment for: (Check Newsletter on back of assignment sheet for special) <input type="checkbox"/> Art <input type="checkbox"/> Music <input type="checkbox"/> PE/Health <input type="checkbox"/> Library <input type="checkbox"/> Counseling Find this assignment at www.carliseschools.org/FIDspecials</p>	30 minutes
Reading Or ELD Support	<p>If your child receives additional reading instruction, please practice the "regular" nightly homework or spend 15 minutes reading together. ELD students have been given language practice work for FID by their ELD teacher.</p>	15 minutes

Please put all completed papers for the FID Day in your child's back to school section of their binder.


Name _____

1. Read the text 3 times and color a star each time you read it.



Pam's Dream

Pam had a bad dream last night. In her dream she saw an ugly monster. The monster had blue hair and black teeth. His left arm was very short and his right arm was very long. He started to run after Pam. Right then Pam woke up.




2. Color the sentences within the text that contain the answer to the following questions.

A. When did Pam have a bad dream? 

B. What did Pam see in her dream? 

C. What did the monster look like? 

3. Draw a picture that matches the text.



Name _____

1. Read the text 3 times and color a star each time you read it.

The American Flag



The flag of the United States is a special flag. It flies in front of schools, but it also flies on the moon. The flag has thirteen stripes. Seven of the stripes are red and six of them are white. In the corner of the flag there is a blue rectangle with fifty small stars in it. Each star stands for one of the fifty American states. The red color means being strong and brave. The white color means being good. The blue color means being fair and not giving up.


2. Answer each question.

A. How many red stripes does the U.S. flag have?

B. What does the blue color on the American flag mean?

C. How many stars does the U.S. flag have ?

3. Draw the American flag.




Name: _____

How to Catch a Leprechaun

Make an illustration for your trap.

My Leprechaun Trap



Name _____

F.I.D.-Flexible Instruction Day 5

Reading

i. Kids A-Z Non-fiction book Title _____

Kids A-Z Fiction book title _____

ii. Vocabulary/Spelling City game played _____

iii. Sight word ring _____
parent initials _____

iv. Epic book title _____

Math

i. ConnectEd games played (30 mins.)

1. _____

2. _____

ii. Prodigy (15 mins.) _____
parent initials _____

iii. Math Fact ring (15 mins.) _____
parent initials _____

iv. Math Review page (30 mins.) _____

Science/Social Studies (pick 1 activity)

i. National Geographic Kids

Animal Name _____

Fact 1 _____

Fact 2 _____

Fact 3 _____

ii. Journey to Amazonia-Write 3 facts about the Amazon.

- 1. _____

- 2. _____

- 3. _____

iii. Sid the Science Guy-Write 2 things Sid talked about.

- 1. _____

- 2. _____

Writing-Read a book on Epic, circle fiction or non-fiction and write a 3 sentence summary.

Title of book _____ Fiction or Non-fiction
Summary _____

Name _____

F.I.D.-Flexible Instruction Day 5 (unplugged)

Reading

i. Non-fiction book Title _____

Summary of book _____

ii. Spelling packet activity completed _____

iii. Sight word ring _____
parent initials

Science/Social Studies

i. Read and complete the Scholastic News magazine inside the F.I.D. sleeve

Fiction book Title _____

Summary of book _____

iv. Listen to reading title _____

Math

i. Math Fact Practice page in F.I.D. sleeve

ii. Number Grid in F.I.D. sleeve

iii. Math Fact ring _____
parent initials

iv. Math Review page in F.I.D. sleeve

Writing- Non-fiction title _____

Main Idea _____

Detail 1 _____

Detail 2 _____

Fiction title _____

Characters _____

Problem _____

Solution _____

Setting _____

Name: _____

Circle the winning number for Top It.

9 17

45 25

29 10

56 55

8

9

62 29

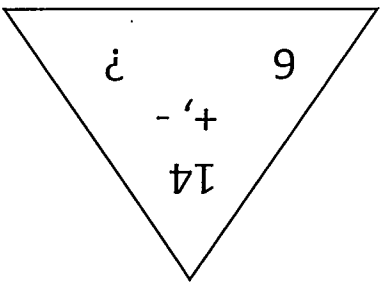
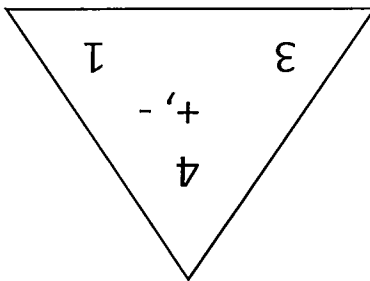
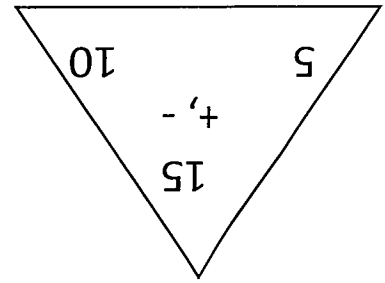
25 20

35 12

54

13

Write the fact families for the numbers.



$$\underline{\quad} + \underline{\quad} = \underline{\quad}$$

$$\underline{\quad} + \underline{\quad} = \underline{\quad}$$

$$\underline{\quad} + \underline{\quad} = \underline{\quad}$$

$$\underline{\quad} - \underline{\quad} = \underline{\quad}$$

$$\underline{\quad} - \underline{\quad} = \underline{\quad}$$

$$\underline{\quad} - \underline{\quad} = \underline{\quad}$$

$$\underline{\quad} - \underline{\quad} = \underline{\quad}$$

$$\underline{\quad} - \underline{\quad} = \underline{\quad}$$

$$\underline{\quad} - \underline{\quad} = \underline{\quad}$$

$$\underline{\quad} - \underline{\quad} = \underline{\quad}$$

$$\underline{\quad} - \underline{\quad} = \underline{\quad}$$

$$\underline{\quad} - \underline{\quad} = \underline{\quad}$$

$42 \bigcirc 46$

$29 \bigcirc 86$

$7 \bigcirc 11$

Use $>$, $<$, or $=$

28 _____ 63 _____ 53 _____ 57 _____

What is 10 less.

44 _____ 65 _____ 87 _____ 60 _____

What is 10 more.

87 14 24 21 18 40 69 38

Circle the number in the 1's place.

20 33 92 64 78 105 49 31

Circle the number in the 10's place.

