



Grade: 1 FID Day 4

Please refer to the directions below. If you find your child is exceeding the 'Estimated Duration' noted in the far right column, please bring closure to the activity. Students will have three school days to turn in all completed work.

Flexible Instructional Day



Carlisle Area School District

Put a check next to the activities your child completed. Provide an adult signature once requirements have been met for all subjects.

Adult Signature: _____ Date: _____


Subject	Directions and Activities	Estimated Duration
<p>Links needed</p>	<p>Mrs. Olszewski's Links</p> <ul style="list-style-type: none"> Kids A-Z - https://www.kidsa-z.com EPIC - https://www.getepic.com/students Spelling City - https://www.spellingcity.com/users/olszewskit Every Day Math Connected - https://connected.mcgraw-hill.com/connected/pictorialLoginSchool.do?code=g3k7 Prodigy - https://play.prodigygame.com/ National Geographic Kids - https://kids.nationalgeographic.com/ PBS Kids - https://pbskids.org/ National Geographic Kids Videos - https://kids.nationalgeographic.com/videos/ <p>Ms. Shrawder's Links</p> <ul style="list-style-type: none"> Kids A-Z - https://www.kidsa-z.com EPIC - https://www.getepic.com/students Spelling City - https://www.spellingcity.com/users/shrawdeh Every Day Math Connected - https://connected.mcgraw-hill.com/connected/pictorialLoginSchool.do?code=g3k7 Prodigy - https://play.prodigygame.com/ National Geographic Kids - https://kids.nationalgeographic.com/ PBS Kids - https://pbskids.org/ National Geographic Kids Videos - https://kids.nationalgeographic.com/videos/ 	
<p>English Language Arts</p>	<p>Reading Comprehension: Choose 1 fiction and 1 nonfiction option (35 minutes)</p> <ul style="list-style-type: none"> Read 1 nonfiction book of your choice from Kidz A-Z and take the comprehension quiz. Read 1 nonfiction passage from the FID Day 4 sleeve and answer the questions. Read 1 fiction book of your choice from Kidz A-Z and take the comprehension quiz. Read 1 fiction passage from the FID Day 4 sleeve and answer the questions. <p>Spelling: Choose 1 activity (15 minutes).</p> <ul style="list-style-type: none"> Go to Vocabulary/Spelling City, find your spelling list (spelling list is on the cover of the spelling packet in your child's homework folder in their binder) and play 1 game. Do 1 activity from your spelling packet. 	90 minutes

	<p>Sight Word Practice: Practice your sight word ring (from your zipper pouch) 2 times (15 minutes)</p> <p>Listen to Reading: Choose 1 activity (10 minutes) Listen to a book on EPIC. Listen to a story someone at home reads to you.</p> <p>Writing: Choose 1 option (15 minutes) FID Sleeve Day 4 - Write your final draft of How to Catch a Leprechaun. Listen to a nonfiction story on EPIC and write the main idea and 2 details. Listen to a fiction story on epic and write the characters, setting, problem, and solution. Have someone read a nonfiction story and write the main idea and 2 details. Have someone read a fiction story and write the characters, setting, problem and solution.</p>	
Math	<p>Math: Pick 3 activities to equal 90 minutes Go to ConnectED and play 2 math games (30 minutes) Go to Prodigy and play (15 minutes). Practice your math fact ring 2 times (15 minutes). Complete the math fact practice page from the FID sleeve (30 minutes).</p>	90 minutes
Science/ Social Studies	<p>Pick 1 activity Scholastic News Go to National Geographic Kids, pick 1 animal, write 3 facts. Go to Journey of Amazonia and write 3 facts about the Amazon Go to PBS Kids, click "All Shows", find Sid the Science Kid and write 2 things Sid talked about. World Biomes - Ocean Biome-write 3 facts about the oceans</p>	30 minutes
Special	<p>Your student should complete the assignment for: (Check Newsletter on back of assignment sheet for special) <input type="checkbox"/> Art <input type="checkbox"/> Music <input type="checkbox"/> PE/Health <input type="checkbox"/> Library <input type="checkbox"/> Counseling Find this assignment at www.carliseschools.org/FIDspecials</p>	30 minutes
Reading Or ELD Support	<p>If your child receives additional reading instruction, please practice the "regular" nightly homework or spend 15 minutes reading together. ELD students have been given language practice work for FID by their ELD teacher.</p>	15 minutes

Please put all completed papers for the FID Day in your child's back to school section of their binder.


Name _____

1. Read the text 3 times and color a star each time you read it.



My Teddy Bear

I lost my teddy bear. First, I looked for it on the bed. It was not there. Next, I looked for it in the basket. It was not in there. Then, I looked for it on the table. It was not there. My teddy bear was by the tub.



2. Answer each question in a complete sentence and color the evidence in the text.

A. What did the kid lose? 

B. Where did the kid look for his teddy bear first? 

C. Where was the teddy bear? 

Name _____

1. Read the text 3 times and color a star each time you read it.

The Bald Eagle



The bald eagle is a large and strong bird with big wings. It seems so proud and brave when it flies high in the sky! Most bald eagles live in forests near lakes and rivers. They are birds of prey. They hunt for fish, ducks, and rabbits, but they feed on dead animals, too. The bald eagle is not bold. Its head is covered with white feathers. The rest of its body is covered with brown feathers. A bald eagle can live up to 30 years old.


2. Answer each question.

A. Where do bald eagles live?

B. What do bald eagles eat?

C. What color is the bald eagle's head?

3. Draw a bald eagle.



How to Catch a Leprechaun



Written by:

Reading

i. Kids A-Z Non-fiction book Title _____

Kids A-Z Fiction book title _____

ii. Vocabulary/Spelling City game played _____

iii. Sight word ring _____
parent initials

iv. Epic book title _____

Math

i. ConnectEd games played (30 mins.)

1. _____

2. _____

ii. Prodigy (15 mins.) _____
parent initials

iii. Math Fact ring (15 mins.) _____
parent initials

iv. Math Review page (30 mins.) _____
parent initials

Science/Social Studies (pick 1 activity)

i. National Geographic Kids

Animal Name _____

Fact 1 _____

Fact 2 _____

Fact 3 _____

ii. Journey to Amazonia-Write 3 facts about the Amazon.

1.

2.

3.

iii. Sid the Science Guy-Write 2 things Sid talked about.

1.

2.

Writing-Read a book on Epic, circle fiction or non-fiction and write a 3 sentence summary.

Title of book _____ Fiction or Non-fiction

Summary _____

Name _____

F.I.D.-Flexible Instruction Day 4 (unplugged)

Reading

i. Non-fiction book Title _____

Summary of book _____

ii. Spelling packet activity completed _____

iii. Sight word ring _____
parent initials

Science/Social Studies

i. Read and complete the Scholastic News magazine inside the F.I.D. sleeve

Fiction book Title _____

Summary of book _____

iv. Listen to reading title _____

Math

i. Math Fact Practice page in F.I.D. sleeve

ii. Number Grid in F.I.D. sleeve

iii. Math Fact ring _____
parent initials

iv. Math Review page in F.I.D. sleeve

Writing- Non-fiction title _____

Main Idea _____

Detail 1 _____

Detail 2 _____

Fiction title _____

Characters _____

Problem _____

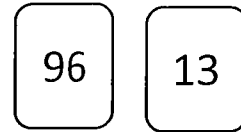
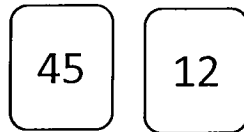
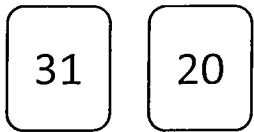
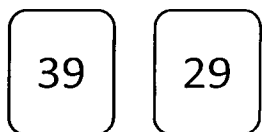
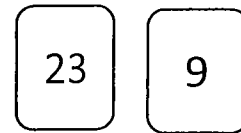
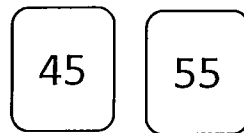
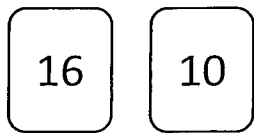
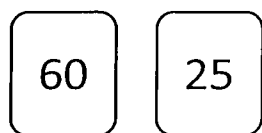
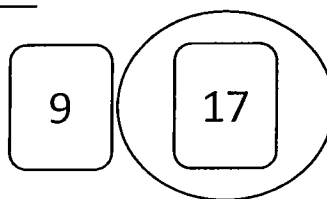
Solution _____

Setting _____

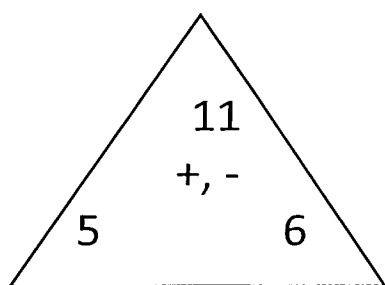
Name: _____

FID Day 4

Circle the winning number for Top It.



Write the fact families for the numbers.

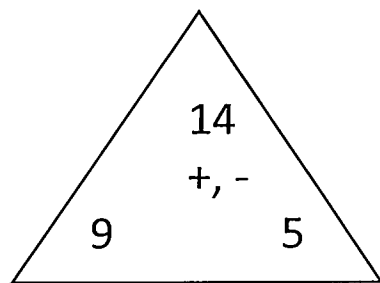


$$\underline{\quad} + \underline{\quad} = \underline{\quad}$$

$$\underline{\quad} + \underline{\quad} = \underline{\quad}$$

$$\underline{\quad} - \underline{\quad} = \underline{\quad}$$

$$\underline{\quad} - \underline{\quad} = \underline{\quad}$$

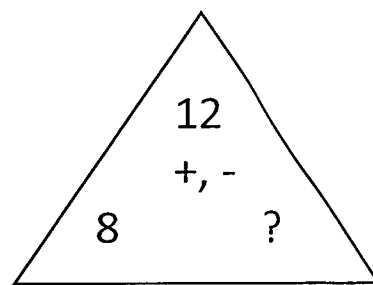


$$\underline{\quad} + \underline{\quad} = \underline{\quad}$$

$$\underline{\quad} + \underline{\quad} = \underline{\quad}$$

$$\underline{\quad} - \underline{\quad} = \underline{\quad}$$

$$\underline{\quad} - \underline{\quad} = \underline{\quad}$$



$$\underline{\quad} + \underline{\quad} = \underline{\quad}$$

$$\underline{\quad} + \underline{\quad} = \underline{\quad}$$

$$\underline{\quad} - \underline{\quad} = \underline{\quad}$$

$$\underline{\quad} - \underline{\quad} = \underline{\quad}$$

Circle the number in the 10's place.

17 53 86 25 72 96 42 56

Circle the number in the 1's place.

30 19 78 12 82 45 19 32

What is 10 more.

24 _____ 62 _____ 77 _____ 30 _____

What is 10 less.

22 _____ 65 _____ 63 _____ 17 _____

Use $>$, $<$, or $=$

42 ○ 23

62 ○ 86

11 ○ 11