



Grade: 1 FID Day 2

Please refer to the directions below. If you find your child is exceeding the 'Estimated Duration' noted in the far right column, please bring closure to the activity. Students will have three school days to turn in all completed work.

Put a check next to the activities your child completed. Provide an adult signature once requirements have been met for all subjects.

Adult Signature: _____ Date: _____

Flexible Instructional Day



Carlisle Area School District

Subject	Directions and Activities	Estimated Duration
<p>Links needed</p>	<p>Mrs. Olszewski's Links</p> <p>Kids A-Z - https://www.kidsa-z.com EPIC - https://www.getepic.com/students Spelling City - https://www.spellingcity.com/users/olszewskiteacher Every Day Math Connected - https://connected.mcgraw-hill.com/connected/pictorialLoginSchool.do?code=g3k7 Prodigy - https://play.prodigygame.com/ National Geographic Kids - https://kids.nationalgeographic.com/ PBS Kids - https://pbskids.org/ World Biomes- Freshwater Wetlands - http://kids.nceas.ucsb.edu/biomes/freshwaterwetlands.html</p> <p>Ms. Shrawder's Links</p> <p>Kids A-Z - https://www.kidsa-z.com EPIC - https://www.getepic.com/students Spelling City - https://www.spellingcity.com/users/shrawder Every Day Math Connected - https://connected.mcgraw-hill.com/connected/pictorialLoginSchool.do?code=g3k7 Prodigy - https://play.prodigygame.com/ National Geographic Kids - https://kids.nationalgeographic.com/ PBS Kids - https://pbskids.org/ World Biomes- Freshwater Wetlands - http://kids.nceas.ucsb.edu/biomes/freshwaterwetlands.html</p>	
<p>English Language Arts</p>	<p>Reading Comprehension: Choose 1 fiction and 1 nonfiction option (35 minutes) Read 1 nonfiction book of your choice from Kidz A-Z and take the comprehension quiz. Read 1 nonfiction passage from the FID sleeve Day 2 and answer the comprehension questions at the end of the story. Read 1 fiction book of your choice from Kidz A-Z and take the comprehension quiz. Read 1 fiction passage from the FID sleeve Day 2 and answer the comprehension questions at the end of the story.</p> <p>Spelling: Choose 1 activity (15 minutes). Go to Vocabulary/Spelling City, find your spelling list (spelling list is on the cover of the spelling packet in your child's homework folder in their binder) and play 1 game. Do 1 activity from your spelling packet.</p>	<p>90 minutes</p>

	<p>Sight Word Practice: Practice your sight word ring (from your zipper pouch) 2 times (15 minutes)</p> <p>Listen to Reading: Choose 1 activity (10 minutes) Listen to a book on EPIC. Listen to a story someone at home reads to you.</p> <p>Writing: Choose 1 option (15 minutes) In the FID Day 2 sleeve, do the 4 sections of the How to Catch a Leprechaun story. Listen to a nonfiction story on EPIC and write the main idea and 2 details. Listen to a fiction story on epic and write the characters, setting, problem, and solution. Have someone read a nonfiction story and write the main idea and 2 details. Have someone read a fiction story and write the characters, setting, problem and solution.</p>	
Math	<p>Math: Pick 3 activities to equal 90 minutes Go to ConnectED and play 2 math games (30 minutes) Go to Prodigy and play (15 minutes). Practice your math fact ring 2 times (15 minutes). Complete the math fact practice page from the FID sleeve (30 minutes).</p>	90 minutes
Science/ Social Studies	<p>Pick 1 activity Go to National Geographic Kids, pick 1 animal, write 3 facts. Go to PBS Kids, click "All Shows", find Sid the Science Kid and write 2 things Sid talked about. World Biomes - Fresh Water Wetlands-write 3 facts about the wetlands Scholastic News in FID Sleeve Day 2</p>	30 minutes
Special	<p>Your student should complete the assignment for: (Check Newsletter on back of assignment sheet for special) <input type="checkbox"/> Art <input type="checkbox"/> Music <input type="checkbox"/> PE/Health <input type="checkbox"/> Library <input type="checkbox"/> Counseling Find this assignment at www.carliseschools.org/FIDspecials</p>	30 minutes
Reading Or ELD Support	<p>If your child receives additional reading instruction, please practice the "regular" nightly homework or spend 15 minutes reading together. ELD students have been given language practice work for FID by their ELD teacher.</p>	15 minutes

Please put all completed papers for the FID Day in your child's back to school section of their binder.

Name _____

F.I.D.-Flexible Instruction Day 2

Reading

i. Kids A-Z Non-fiction book Title _____

Kids A-Z Fiction book title _____

ii. Vocabulary/Spelling City game played _____

iii. Sight word ring _____

parent initials _____

iv. Epic book title _____

Math

i. Connected games played (30 mins.)

1. _____

2. _____

ii. Prodigy (15 mins.) _____

parent initials _____

iii. Math Fact ring(15 mins.) _____

iv. Math Review page(30 mins.) _____

Science/Social Studies (pick 1 activity)

i. National Geographic Kids

Animal Name _____

Fact 1 _____

Fact 2 _____

Fact 3 _____

ii. Journey to Amazonia-Write 3 facts about the Amazon.

page 2

1. _____

2. _____

3. _____

iii. Sid the Science Guy-Write 2 things Sid talked about.

1. _____

2. _____


Writing-Read a book on Epic, circle fiction or non-fiction and write a 3 sentence summary.

Title of book _____ Fiction or Non-fiction

Summary _____

Name _____

1. Read the text 3 times and color a star each time you read it.



At the Circus

Bill went to the circus today. He wanted to see the clowns. They can do funny tricks. Bill's favorite clown was the one who juggled balls and did flips. Bill likes to do flips, too. He had a good time at the circus!




2. Color the sentences within the text that contain the answer to the following questions.

A. Who went to the circus? 

B. Why did Bill go to the circus? 

C. Who was Bill's favorite clown? 

3. Draw a picture that matches the text.



Name _____

1. Read the text 3 times and color a star each time you read it.

What is a Bird?



Birds live all over the world. They are the only animals that are covered by feathers. Birds have two legs, two wings, and hollow bones to help them fly. Hollow bones are bones with nothing inside. Birds also have a beak. The beak helps the birds eat their food. Birds can be small or large. The smallest bird in the world is the bee hummingbird. The largest bird in the world is the ostrich. An ostrich can be even taller than some people.


2. Answer each question.

A. What are birds covered by?

B. What kind of bones do birds have?

C. What is the largest bird in the world?

3. Draw a
bird.



How to Catch a Leprechaun



Informational
Writing ~
How To...
{Author ~ Your name}

First,

Then,

Next,

Finally,

However,

Name: _____

FID Day 2

Circle the winning number for Top It.

9 17

71

25

26

10

45

31

10

11

19

29

16

20

21

12

64

13

Use the number cards to make the largest and smallest 2 digit number.

5

2

Largest: 52

Smallest: 25

5

7

Largest: _____

Smallest: _____

4

1

Largest: _____

Smallest: _____

6

1

Largest: _____

Smallest: _____

3

9

Largest: _____

Smallest: _____

8

3

Largest: _____

Smallest: _____

9

7

Largest: _____

Smallest: _____

Circle the number in the 10's place.

37 58 28 14 13 91 57 46

Circle the number in the 1's place.

26 25 58 20 71 68 16 42

What is 10 more.

26 _____ 25 _____ 87 _____ 50 _____

What is 10 less.

26 _____ 15 _____ 67 _____ 97 _____

Use $>$, $<$, or $=$

12 ○ 23

62 ○ 46

15 ○ 15